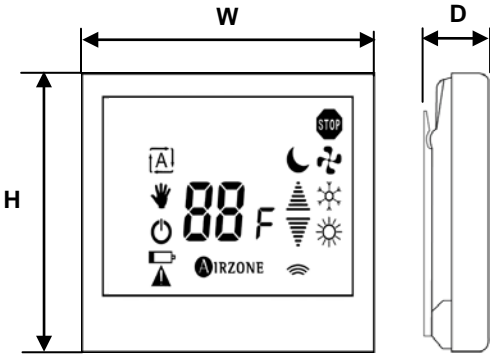


| | |
|---------------|---------------|
| Project Name: | |
| Location: | Approval: |
| Engineer: | Date: |
| Submitted to: | Construction: |
| Submitted by: | Unit #: |
| Reference: | Drawing #: |

| | |
|---|--|
| Model | DZK-ZTS-1-W |
| Description | Wireless Thermostat |
| Wireless Communication | 915 MHZ – 12 dBm |
| Total Wiring Reach <i>(Control Board to Wireless Thermostat)</i> | 50 ft (15 m) |
| Communication Protocol | Airzone Proprietary Protocol |
| Power | 3 VDC supplied by internal batteries (0.264 VA maximum) |
| Batteries | 2x 1.5 V Type AAA (Approx. 2 years)* |
| Comfort Set point Range | 59 to 86 ° F (15 to 30 ° C) |
| Setback Set point Range | 50 to 95 ° F (10 to 35 ° C) |
| Operation Temp Range | 32 to 122° F (0 to 50° C) |
| Operation Humidity Range | 5 % to 90% (non-condensing) |
| Dimensions (WxHxD) | 6.10x5.04x0.94 inch (105x91x24 mm) |
| Weight (Mass) <i>(With batteries)</i> | 0.46lb (0.21 kg) |



**Note: The indicated battery life is based on the same type and capacity as the original batteries shipped from Manufacturing.*

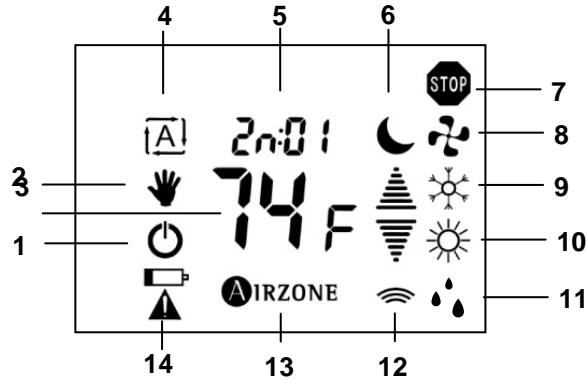
Features / Benefits:

- Backlit LCD display.
- Temperature sensor with configurable offset.
- Display of Temperature and Set point in 1°F/0.5°C increments.
- Remote zone control.



| | |
|---------------------|---------------------|
| Project Name: _____ | Approval: _____ |
| Location: _____ | Date: _____ |
| Engineer: _____ | Construction: _____ |
| Submitted to: _____ | Unit #: _____ |
| Submitted by: _____ | Drawing #: _____ |
| Reference: _____ | |

Home Screen Icons:

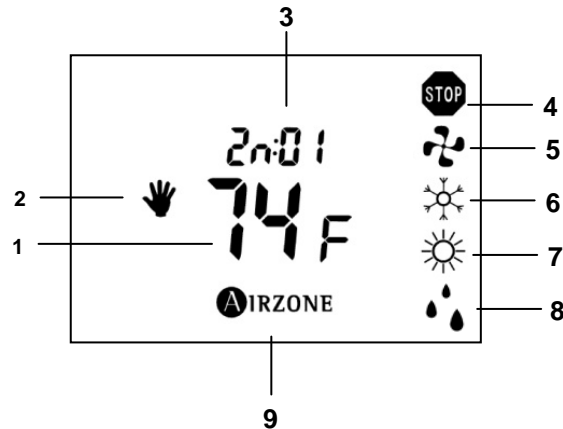


| Nº | Icon | Function | Action |
|----|---------------------------------|------------|--|
| 1 | On/Off Icon | Touch | Activates/deactivates the zone |
| 2 | Current Set point | Touch | Enables Set Point Changes |
| 3 | Hand Icon | Indication | <ul style="list-style-type: none"> • With Icon: The zone is activated • Without Icon: The zone is deactivated |
| 4 | Time Schedule Programming | Touch | Turns On/Off Time Scheduled Programs <ul style="list-style-type: none"> • With Icon: The programs are activated • Without Icon: The programs are deactivated |
| 5 | Zone Number | Touch | Displays the local zone number Enters the Remote zone control settings |
| 6 | Sleep | Touch | Turns ON/Off Sleep mode <ul style="list-style-type: none"> • With Icon: The sleep mode is activated • Without Icon: The sleep mode is deactivated |
| 7 | Stop Operation Mode | Indication | The Operation mode is STOP. |
| 8 | Local Ventilation | Touch | Turn ON/Off Local Ventilation <ul style="list-style-type: none"> • With Icon: The Local Ventilation is activated • Without Icon: The Local Ventilation is deactivated |
| 9 | Cool Set point & Operation mode | Indication | Display Cool Set point or Current Operation mode |
| 10 | Heat Set point & Operation mode | Indication | Display Heat Set point or Current Operation mode |
| 11 | Dry Operation Mode | Indication | The operation mode is DRY |
| 12 | Communication icon | Indication | Blinks to indicate data transmission to the zoning box control board |
| 13 | Airzone Icon | Touch | Confirm settings or access to menu |
| 14 | Low Battery | Indication | Replace batteries in two weeks |



| | |
|---------------|---------------|
| Project Name: | |
| Location: | Approval: |
| Engineer: | Date: |
| Submitted to: | Construction: |
| Submitted by: | Unit #: |
| Reference: | Drawing #: |

Idle Screen Icons:



| N° | Icon | Function | Action |
|----|---------------------|------------|---|
| 1 | Room Temperature | Indication | Display the current room temperature |
| 2 | Hand Icon | Indication | <ul style="list-style-type: none"> • With Icon: The zone is activated • Without Icon: The zone is deactivated |
| 3 | Current Zone | Indication | Display the current zone |
| 4 | Stop Operation Mode | Indication | Indoor unit is in STOP Operation Mode |
| 5 | Local Ventilation | Indication | <ul style="list-style-type: none"> • With Icon: The Local Ventilation is activated • Without Icon: The Local Ventilation is deactivated |
| 6 | Cool Operation Mode | Indication | Indoor unit is running in Cool Operation Mode |
| 7 | Heat Operation Mode | Indication | Indoor unit is running in Heat Operation Mode |
| 8 | Dry Operation Mode | Indication | Indoor unit is running in DRY Operation Mode |
| 9 | Airzone Icon | Touch | Access to Home Screen |

